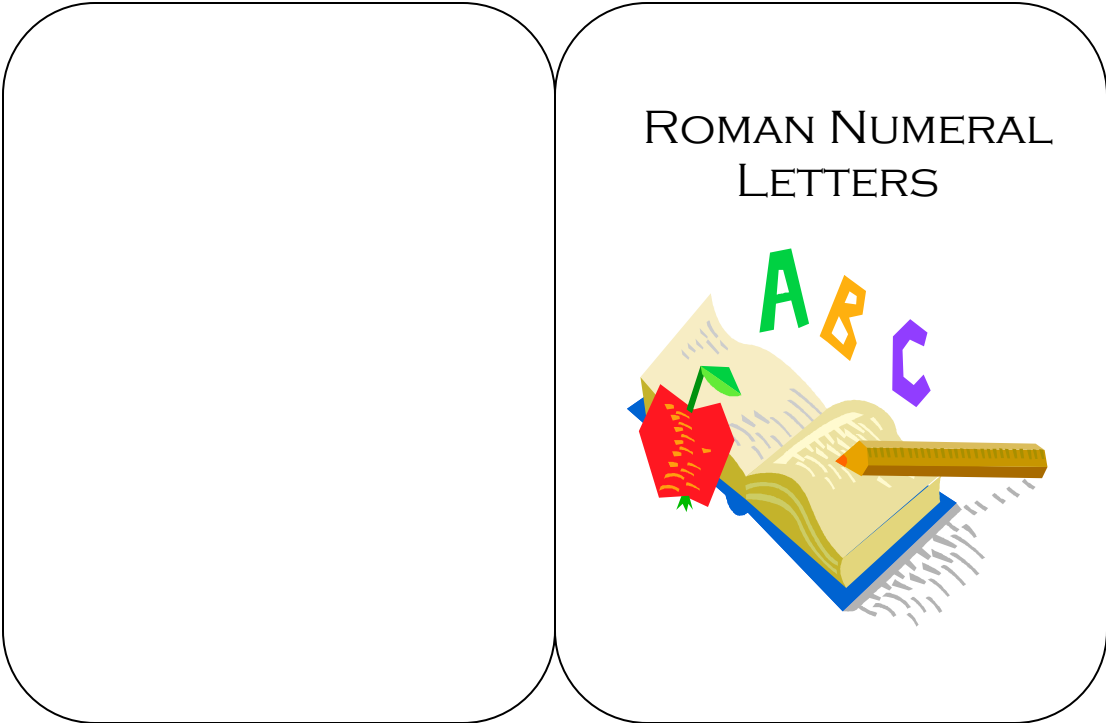





Vocabulary book – cut out along outer edges. Fold each side in towards center dotted line. Cut along solid lines on each half. Write vocabulary words on outside and definitions on inside.





**RULES FOR
ROMAN NUMERALS**



Ways we use



Roman Numerals

Ti

I	10
V	100
X	1
L	5
C	1000
D	50
M	500

Draw lines to match the roman
to the Arabic numbers.

IV = 4 or VI = 4

XII = 12 or IIX = 12

LX = 40 or XL = 40

XXXXV = 45 or XLV = 45

CL = 150 or LC = 150

VXX = 25 or XXV = 25

CD = 400 or CCCC = 400

VIII = 9 or IX = 9

XIII = 14 or XIV = 14

Which One is
Correct?

CM = 900 or MC = 900

CCC = 300 or CCD = 300

LXXX = 80 or XXXL = 80

Cut each one out and staple
together. Have the child circle the one
That is correct.

Count Like a
Roman

VIII

49 _____

453 _____

63 _____

252 _____

24 _____

9 _____

1002 _____

83 _____

5 _____

367 _____

38 _____

17 _____

152 _____

556 _____

59 _____

744 _____

2328 _____

641 _____

Cut out and fold in half after writing the Arabic numbers into Roman numerals.

Something to
Think about



Answers:

IV – 4
XII – 12
XL – 40
CD – 400
IX – 9
XIV – 14
CM – 900
CCC – 300
LXXX – 80
XLV – 45
CL – 150
XXV - 25

49 - XLIX	453 - CDLIII
63 - LXIII	252 - CCLII
24 - XXIV	9 - IX
1002 - MII	83 - LXXXIII
5 - V	367 - CCCLXVII
38 - XXXVIII	17 - XVII
152 - CLII	556 - DLVI
59 - LIX	744 - DCCXLIV
2328 - MMCCCXXVIII	641 - DCXLI